

Beneath The Surface

Visit us at
www.eips.org

A Compendium of Facts, Fancy, Tidbits, Tips

February, 2011

2011 Officers

President

Jeff Garner
319/550-6893
jgfile@aol.com

Vice President

Tom Coyle

Secretary

Kathi Albrecht
319/362-6653
wanabskt@aol.com

Treasurer

Jackie Allsup
319-934-3665
cedarserviceja@aol.com

Volunteers

Editor

Monica Morley
319/294-4866
mespringcove@aol.com

Co-Editor

Maria Hamilton

Webmaster

Josh Spece

Saturday February 26, 2011

Gil & Monica Morley and Elena Murillo

6702 Spring Cove Ct NE

Cedar Rapids IA 319-294-4866

Meeting 6:00 pm

At the October 23 meeting a motion was made and seconded to use the 2010 pond tour funds toward educational purposes.

Tonight we will discuss a suggested "special event."




Happy Valentine's Day

From Lois and Ron Jungers

Can you believe this...that's right, a heart opening in the Jungers' pond. I don't know about you, but I feel the

LOVE!



Join us on Facebook



Eastern Iowa Pond Society



4H Fish

EIPS Cookbook
 \$12.00 each Contact: Monica
 mespringcove@aol.com

At this time we have 96
 people on facebook

Product Review by www.pondproductreviews.com

Disclaimer: EIPS is not responsible for how this product works. General information for you to review.



Review: Hobbyist

I have been very happy with the effectiveness of MinnFinn. As others have stated, you have to be careful as it will wipe out your bio filter, but its really a very effective product. I have used it twice now with excellent results.

Review: Hobbyist

This is another product that works so well that it will kill your bio filter if not used properly. So be careful and make sure you completely bypass all filtration until it is completely neutralized. I guess if it didn't harm the filtration then it wouldn't really be doing anything, so the fact that you must bypass the filter proves it really is working. There are other products that make the same claims this one does but say they won't harm the filter...those don't ever do a dang thing for the koi from what I have seen. Minn Finn lives up to the hype and truly helps heal the koi.

Review: Installer

I use this product whenever I have koi in a pond that makes it impossible to catch them like something with lots of deep hiding places. Or if there are simply so many koi that are sick that I simply need to treat the whole pond rather than just pulling out one or two. Minn Finn is one of the very few products on the market that actually works as a pond wide treatment. Most product that claim you can just dump it in the pond and it will solve all the koi's health problems are usually a waste of money. But Minn Finn actually works, and works well. Just be careful, it can wipe out your biofilter, so you need to rig up a bypass. But that's also how you know its working. Anything that claims to kill bad bacteria and heal infections but is safe for your biofilter probably doesn't work very well.

MinnFinn Highlights

BACTERIA: Combats bacterial infections. Can eliminate bacterial gill disease in one treatment.

EXTERNAL PARASITES: Parasites such as flukes eliminated in 1 to 3 treatments.

ICH: Treated in 3 treatments.

NEUTRALIZABLE: Treatment ended immediately with Neufinn neutralizable.

PROTOZOA: Costia, Trichodina and other external protozoal infections eliminated in one treatment.

Eastern Iowa Pond Society Committee's

PAGE 3

Programs Committee: Responsible for finding and organizing programs and speakers for meetings. Introduces speakers at meetings. Brings ideas for club activities.

Writing Committee: Write articles for newsletter. At secretary's request will assist her.

Recognition Committee: Puts together end of year recognition.

Hospitality Committee: Welcomes members, hands out name tags, signs in members.

Community Service Committee: Brings ideas to help educate the public learning the pleasures of water gardening. Works with members on dispersing proceeds.

Publicity Committee: Gets publicity for meetings and activities, works with the pond tour, organizes both at area events.

Plant Sale at Pond Tour Committee: Decides what plants are in demand, in charge of setting up plants for Sale at tour, disposes of all plants left after tour, contacts stores for plant donations.

2011 Pond & Garden Tour Committee: Locates ponds, provides instructions for greeters & hosts, checks safety factors at pond sites, plans gathering after tour, This is only a partial list.

Commercial Relations: Jeff Garner and Kerry Shaner

The above is only a partial duty list for some of the committees. Contact Jeff Garner (President) if you have any questions on any of the committees you are considering joining.



Jamie Beyer

Speaking Event

February 13, 2011 at the Iowa City Public Library

2 to 5 p.m. Room A

Using water and stone in the garden forum,

Jamie Beyer, founder of the Central Iowa Water Garden Association will lead the free forum which is

sponsored by Project GREEN and the Library

Free Garden Classes presented by: Linn Co. Master Gardeners

Wednesdays • 6:00 pm For more information call 319.393.1414

Hiawatha Public Library

150 West Willman Street

Hiawatha, Iowa 52233

Daylilies: The Perfect Perennial

February 9 • Zora Ronan

This class covers the basic information needed to grow perfect daylilies. LCMG and American Hemerocallis Garden Judge Zora Ronan will talk about selection, planting, and maintenance. This class is for those who are just beginning to take an interest in day-lilies.

Gardening in Small Yards & Containers

February 16 • Judy Stevens

Not having an acreage or a large yard is not an excuse for not raising some of your own vegetables and fruits. In fact a small yard and several containers may be the more efficient way to garden for the busy gardener. Learn techniques and share ideas with other classmates for an informative and fun class. Bring your experiences to share.

Edible Mushroom Orientation

February 23 • Marty Augustine

Learn about edible mushrooms other than the morel. Marty is a member of the Prairie States Mushroom Club.

New Perennials for 2011

March 2 • Deb Walser


Deb Walser, LCMG, introduces you to some new and unusual perennials and talks about new ways to add spunk to your garden.

February Birthdays

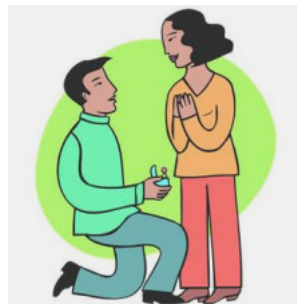
Kacy Novak	4th
Steve Webb	4th
Jeff Garner	4th
Rose Milden	6th
Robert Ward	14th
Tim Nolan	16th
Elena Murillo	16th
LouAnn Jayne	17th
Deb Holtzman	19th
Pam Moore	21st
Quinn Novak	21st
Martha Bickal	23rd



E.I.P.S. sends out their Sympathy to JoAnn Johnston for the loss of her husband, Sue Spece for the loss of her Father and Josh Spece for his loss of his Grandfather on 12/14/2010



George Johnston



EIPS member Bob Hollenbeck is engaged to Diane Tirado. A May 28, 2011 wedding is planned.

If you have news or a birthday you want added to the newsletter send it to the editor...

Understanding Aeromonas Alley

Aeromonas and Pseudomonas bacteria is responsible for fin, tail and mouth rot. It is also the cause of ulcers (open sores) in pond fish. It is not the parasite that attacks the fish that kills the fish or makes it sick! It is the bacteria that enters the opening that the parasite made when it bit or attached itself to the pond fish. Once the skin is breached then the bacteria enters that wound.

Our ponds are full of all kinds of bacteria, both good and bad. The good bacteria is what converts ammonia to nitrite and nitrite to nitrate. The bad bacteria causes fin, tail, mouth rot and ulcers. When the bad bacteria outnumber the good bacteria, the fish immune system will be compromised.

Aeromonas Alley is the period when the pond water is between 55 and 62 degrees. As the "Colony Forming Unit" (C.F.U) of Aeromonas become active, and this corresponds with spring, a lot of pond fish will die. Late winter and early to mid spring is the number one time for pond fish death.

The bacteria, both good and bad, are basically inactive at 40°F. The bacteria activity increases with every degree that the water temperature rises. By 60 degrees Aeromonas and Pseudomonas bacteria are growing at a rapid rate.

Pond fish start building immunity once the pond reaches 55 degrees. For those who do not know the pond temperature this is the same time hardy lilies start to break their dormancy. One researcher found no white blood cells in water below 55 degrees! The optimum temperature for koi is 70 to 75 degrees. Koi will die at 95 degrees.

What is KoiZyme

KoiZyme is a biological formula of naturally occurring bacteria, enzymes and micronutrients. When KoiZyme is introduced into pond water that is infected with Aeromonas, Pseudomonas or any gram negative or gram positive bacteria, the bacteria and enzymes in KoiZyme competes with these pathogens for the nutrients in the pond water. These nutrients are primarily a nitrogen based nutrient from fish waste. KoiZyme will consume these nutrients and thus starve Aeromonas and Pseudomonas. The bacteria counts (CFU's) of these pathogens will then be reduced to such a low level that they will not have an affect on your fish.





When used as directed, KoiZyme will reduce the bacterial count of Aeromonas, Pseudomonas and other pathogenetic bacteria to such low levels that they will not be a threat to the health of your fish.

I have a paper, written by my friend, Dr. Erik Johnson, DVM, the koivet, that shows in great detail how the KoiZyme works to reduce the CFU's. Email me if you would like a copy of this paper.

It is impossible to completely remove the Aeromonas and Pseudomonas bacteria from the pond water, but KoiZyme, when used on a regular weekly basis, will keep the Aeromonas, Pseudomonas and other pathogens levels so low, they will not affect the fish.

During aeromonas alley, to reduce the rapidly growing aeromonas bacteria, Koizyme is dosed at double the rate.

When our personal pond reaches 55 degrees, we actually do a 50 to 80% water change because well water is 55 degrees and there is no temperature change/shock to the koi. Although large water changes will reduce the aeromonas and Pseudomonas bacteria one must keep in mind that these bacteria is growing at an alarming rate too. We start using Koizyme twice a week when the water is 50 degrees until the water reaches 65 degrees when we then drop the dosage down to once a week.



Here you can learn about the *hi* pattern of Showa.

For the Showa variety, the highlights are mostly the *sumi* pattern. However, the highlight of this koi is its *hi* pattern.

Koi A has a large connecting *hi* pattern appearing grandly from its face 1 through its right trunk 7 to its left trunk 3.

This *hi* pattern is the supreme even though it doesn't give you a strong impression, because its *hi* color is still weak at this time.

This excellent *hi* pattern is supported by the *sumi* at its shoulder 5 and the belt-like *sumi* at its trunk 8. This would bring up its value.

Note **Koi B**.

The *sumi* pattern that is created by its *kuchi zumi* (*sumi* on the mouth) and the two *sumi* marks on its shoulder seem excellent, however its *hi* pattern isn't good.

The *sumi* on Koi A's shoulder 5 will be bigger and darker in the future, therefore its grand *hi* pattern will be more emphasized and will become more attractive.

The *hi* pattern on koi B's back half of the body is better than koi A. The *hi* pattern on koi A's back half of the body isn't amusing, however, its *shiroji* at area 9 saved its pattern.

See page 7

Kodama Koi Academy

Koi Acres Open House

Saturday May 14, 2011

At this time Koi Acres will have the following seminars.

Ultra Balance Koi food on Koi Nutrition

Devin Koi Acres New Mud Ponds/New Products

Japanese Breeder speaking on their Koi

1-2 more seminars

There will be food through out the day and a special hotel rate for Saturday night. Sunday breakfast at Koi Acres and a tour of 2010 Koi USA pond of the year.



Details on a possible bus tour will be updated as details come in.

Mike Swanson/Koi Acres

2011 Tentative Meeting Schedule



March 26th	Saturday	Open
April 14th	Thursday	Open
April 23rd	Saturday	Erma & Larry Thompson
May 12th	Thursday	Open
May 21st	Saturday	Rose & Jim Milden
June 9th	Thursday	Daryl Stout & Tom Coyle
June 25th	Saturday	Doug & Sheryl Knutson
July 10th	Pond Tour	
July 23rd	Saturday	Jackie & Harry Allsup
August 11th	Thursday	LouAnn & Larry Jayne
August 27th	Saturday	Linda & Donovan Burke
September 8th	Thursday	Ed & Connie Railsback
September 24th	Saturday	Pat & Wayne Beuter
October 22nd	Saturday	Open

If interested in hosting one of the open dates
e-mail mespringcove@aol.com

If you wish to cancel a meeting you signed to host e-mail mespringcove@aol.com

You must be a current Member to host a meeting

Membership Dues Increase

Due April 1st

\$25.00 Per Family/Household

In Effect now

Any questions contact Treasurer, Jackie Allsup

cedarserviceja@aol.com or 319-934-3665

EASTERN IOWA POND SOCIETY—MEMBERSHIP APPLICATION 2011

TO BECOME A MEMBER OF THE EASTERN IOWA POND SOCIETY, COMPLETE THIS FORM AND MAIL IT ALONG WITH YOUR DUES TO :

EASTERN IOWA POND SOCIETY
206 N. 3RD ST
PO BOX 148
QUASQUETON IA 52326

DUES ARE \$25.00 PER CALENDAR YEAR. MAKE CHECKS PAYABLE TO: EASTERN IOWA POND SOCIETY

_____ NEW MEMBERSHIP _____ RENEWAL

NAME: _____

ADDRESS: _____


A big **E.I.P.S. Thank You** goes out to Lois and Ron.

1st of the Year members to submit a photo for the clubs' newsletter..

Members send in your ideas, stories, products, pictures.

This is your newsletter **“Make it Happen”**

From The Editor




Lois Jungers



Ron Jungers

Eastern Iowa

WWW.EIPS.ORG



Visions

Our Mission Statement We are committed to providing a social atmosphere for members dedicated to sharing and learning the pleasure of water gardening. We are a non-profit organization. Membership of this association shall be open to any individual without regard to race, creed, national origin or Sex, who shall render membership dues as specified in the governing documents.

History The Eastern Iowa Pond Society was established by Sharon Weiss in 1996 to encourage and promote water gardening and ponds.

Meetings Meetings are held at different members homes the second Thursday at 7:00PM and the fourth Saturday in April, May, June, July, August and September. During Feb., March, October and Nov. meetings are held once a month on a Saturday. No meetings are held in Dec & Jan.

Yearly Planning A plan-the-year meeting is held on a February afternoon at a central location to hammer out strategies on how the club will conduct business and to plan activities for the upcoming year.

Activities A yearly Pond Tour event involves selected members opening their ponds to the public. Speakers, demonstrations, field trips, plant and fish swap, pot luck, and club projects are all activities that happen during the year.

Dues Dues will be \$25.00 per family, payable November of previous year and delinquent April 1st of each year. These dues entitle a member to participation in all activities and receive a monthly newsletter.



Eastern Iowa Pond Society Inc.
PO Box 148
206 N 3rd St
Quasqueton, IA 52326