

SEPTEMBER 2005

Beneath The Surface



A Compendium of Facts, Fancy, Tidbits, Tips

Thursday, September 8th
6:00 p.m.


Larry & Rita Tharp
338 Mayberry Drive NW, Cedar Rapids
396-3293

Skip supper before you come, We will start at 6:00 with food. Then at 7:00... we will be viewing one of the videos from the Water Feature Spring Symposium, last March 14, 2005 at Hughes Auditorium, Reiman Gardens, Ames, Iowa. The speakers were great and we have video with all their words and all the slides: Come a join us around the big screen TV to view this hour long gem of information.

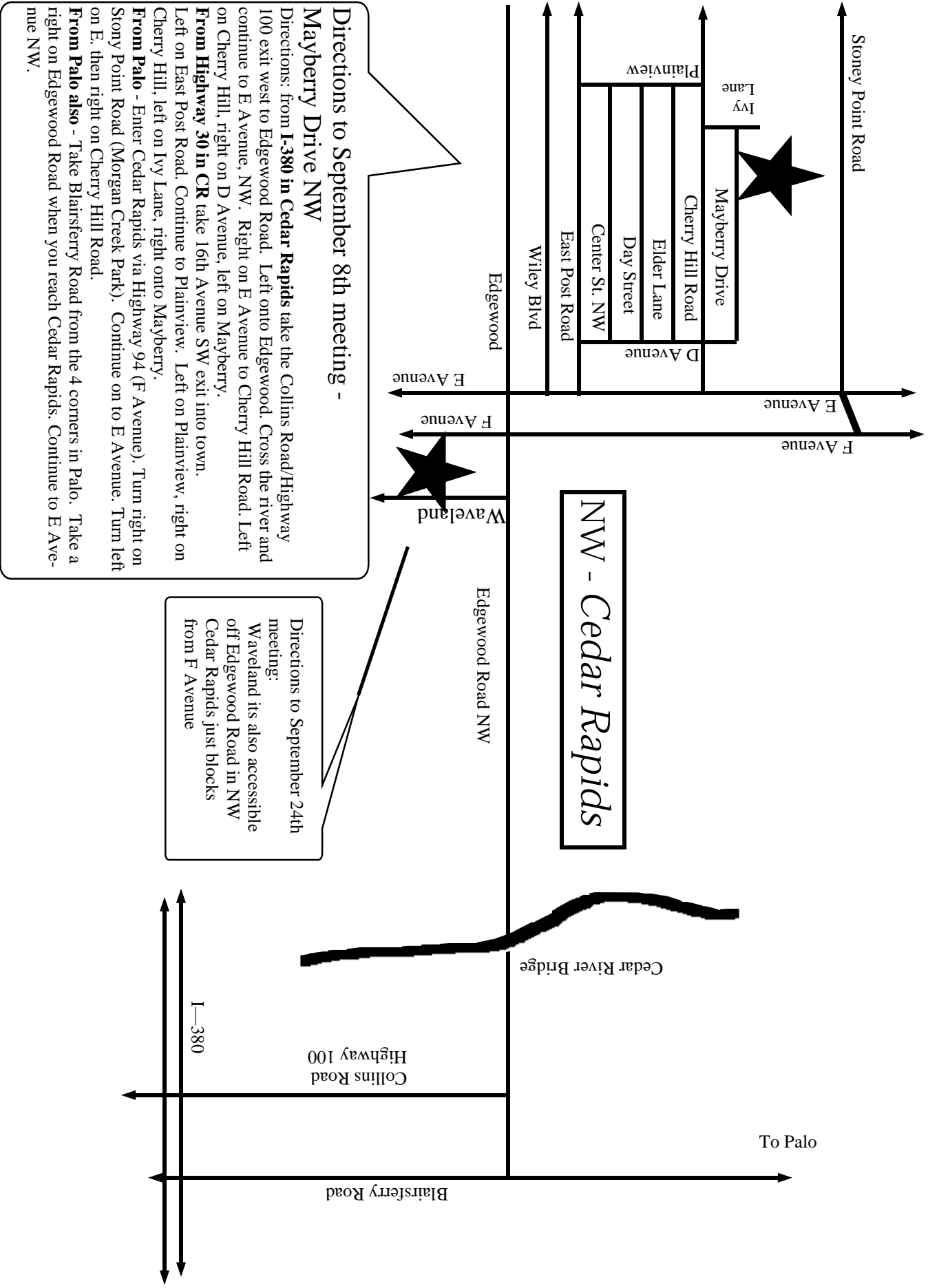
Saturday, September 24th
4:30 p.m.

Hosts Robert & Roberta Ward
3313 Waveland Dr NW,
Cedar Rapids
396-7796

Building toad houses— Each spring we are serenaded by the toads, they keep the bug count down, and they are otherwise harmless to us pond folk and our plants and fish. Lets take this opportunity to say thank you by building our little friends a nice safe house.



Both of these meeting are in NW Cedar Rapids.
The map and directions are on the following page.



**Directions to September 8th meeting -
Mayberry Drive NW**

Directions: from **I-380 in Cedar Rapids** take the Collins Road/Highway 100 exit west to Edgewood Road. Left onto Edgewood. Cross the river and continue to E Avenue, NW. Right on E Avenue to Cherry Hill Road. Left on Cherry Hill, right on D Avenue, left on Mayberry.
From Highway 30 in CR take 16th Avenue SW exit into town. Left on East Post Road. Continue to Plainview. Left on Plainview, right on Cherry Hill, left on Ivy Lane, right onto Mayberry.
From Palo - Enter Cedar Rapids via Highway 94 (F Avenue). Turn right on Stony Point Road (Morgan Creek Park). Continue on to E Avenue. Turn left on E; then right on Cherry Hill Road.
From Palo also - Take Blairsferry Road from the 4 corners in Palo. Take a right on Edgewood Road when you reach Cedar Rapids. Continue to E Avenue NW.

Directions to September 24th meeting:
 Waveland its also accessible off Edgewood Road in NW Cedar Rapids just blocks from F Avenue

EIPS Meeting minutes...

AUGUST 11th MINUTES....

Our regular Thursday night meeting was at the home of Eileen and Clarence Serbousek, from Robins. It had rained most the day and the skies continued to threaten another storm, so they opened up the garage doors and we circled our chairs under its protective roof. President, Kacy Novak, began the meeting by asking for approval of the previous month's minutes as printed and asked Nancy to present her treasurer's report. Both were approved as is. Kacy had to leave early but wanted to address the upcoming Bruce more Landscaping Show. In the past, the club has always put together an informational booth and she was asking for volunteers for this year's booth. Brady and Lisa Lanham, Sharon Weiss, Roberta and Robert Ward, Kacy, and myself (Jackie) will be manning the table this year.

Our featured speaker was Sandy Hunter, a master gardener from Black Hawk County. She gave a great talk on Winter Sowing of Seeds. Winter Sowing is planting seeds in containers and placing them outside during the winter months. They simply sit outside and get buried in the snow and go through the whole freeze/thaw thing. They begin to grow in early spring. No trays sitting all over the living room all spring, no bringing them in and out trying to adapt them to the outside temps. Something I'm definitely going to try! She shared a nice handout, about the whole system and the best seeds to use.

Following her very interesting talk, Carol Sindelar took over the podium and asked Clarence to talk about their pond. It is in its 2nd year, but is not the original pond they started out with. (Where have we heard that story before?) The Serbouseks did all their own work and have created a small but beautiful little gem in their back yard. It's the home to some of Dennis Sindelar's baby koi.

Additional new business included; Yonkers offering our club coupons for sale as a fund raiser. The club overwhelmingly declined their offer. Nancy Baldwin read a very nice thank you card from Carol Laferty regarding a recent memorial the club gave to the Linn Co. Extension Master Gardeners in Ken's name. Nancy also asked for permission to purchase a club signature stamp to use in conducting business with, also approved unanimously. Nancy then asked for permission to advertise in our newsletter the sale of Xmas wreaths. The proceeds from this sale go towards the Old Creamery Nature Trail project (a past project

we have donated money towards). The club again approved, so watch for her ads elsewhere.

The club is still looking for ideas as to where to donate our tour proceeds. If you have a beautification project you'd like to see considered, please put together a detailed outline of the project and bring it to any meeting for discussion.

Door prizes were drawn for, with Ron Rife, Kacy Novak, Clarence Serbousek, and Dorothy Helms being the lucky winners.

As the meeting closed, the skies opened and it rained fish and frogs (well this is a pond club!!) on most of us as we drove home for the night.

AUGUST 20th MINUTES....

The Saturday, August 27th meeting was called to order by president Kacy Novak at the pond of Brett & Patti Shulista in rural Alburnet. Right around 50 members were in attendance.

Kacy immediately turned the meeting over to the Shulistas and Greg Bickal to share stories of the construction of the 6,500 gallon pond during 9 days in the summer of 2004:

- √ Stream with 3 waterfalls
- √ 5 feet deep—22 x 24 pond - 40 x 50 piece of liner
- √ Found a boulder in the middle while digging and just built around it. Added another boulder on top.
- √ 5800 gph pump
- √ Bottom drain.
- √ Built into a natural hillside.
- √ Home to 20 Koi plus babies in 2004

Kacy then gave Greg 15 minutes to talk about bottom drains. Greg passionately believes bottom drains are the way to build and filter ponds. For a visual overview of bottom drain construction and actual pictures of the Shulista pond as well as the Thompson pond in Springville and the Michels pond in Cedar Rapids, Greg invited everyone to this web site: www.bickal.com. Two important comments: When purchasing Hose clamps for use with the pond, purchase Marine Grade Stainless Steel not just stainless steel. And as many have said and it is so hard to do ... Don't be afraid to cut a hole in your liner. Greg had a lot of great comments and suggestions and I suggest you check out his web site.

Business meeting: Kacy gave a treasurer's report for Nancy Baldwin. Since last meeting we have two new members and purchased the endorsement stamp for the treasurer. Nancy also offered to submit a review of how pond tour funds have been spent in the past to help members get ideas for this year's funds. (see elsewhere in this newsletter).

(cont. from pg. 3) EIPS thanks the following members for manning our booth at Brucemore in Cedar Rapids: Roberta & Robert Ward, Lisa & Brady Lanham, Jackie Allsup, Sharon Weiss and Kacy Novak. These opportunities to promote EIPS through a booth at area events are a fun day for members who like to meet the public and talk about ponds. Be sure to volunteer next year when EIPS is looking for people to man booths at events.

A brief discussion of Pond Tour money revealed Brucemore was needing to raise \$75,000 to restore their greenhouse. Its an idea.

Door Prizes included a carved rock form Zimmerman Lawn Ornaments of Olin. The light gray 18 inch stone said, "Eastern Iowa Pond Society Member" and was won by Jill Olsen of Independence. Other winners we, Don Matheny of Marion, Margie Thompson of Springville, Dennis Sindelar of Cedar Rapids, and Monica Morley of Cedar Rapids.

Refreshments of Chex Mix, Cookies, Salsa & chips, Lemonade, and water were served.

The meeting was adjourned.

Submitted - Carol Sindelar

Help needed

The Pond is too full:

Please note May Gardener (past EIPS member) has 5-10 small to medium Koi to give away. If someone is interested please call her. 319-362-8776

Green Water - Algae - Clear Water

To concur the green, cloudy water issue and finally attain CLEAR WATER in your pond, an understanding of where the green comes from and what sustains it will be of help. And what we are dealing with here is the basic Nitrogen Cycle. It starts with AMMONIA. Live fish waste, decomposing dead plants and dead fish, decomposing food, etc. give off ammonia. Nitrosomonas Bacteria consumes the ammonia and gives off NITRITES. Nitrobacter Bacteria consumes the nitrites and gives of NITRATES. So where are these bacteria and what do they need. They are attached to everything in the pond. The rocks, the liner, the walls of the pipes and filter boxes, and on any filter medium (bio-balls, lava rock, plastic pieces, flosses) that you have in your filter. They need oxygen and get that through the movement of the water. Nitrates are consumed by plants. ALGAE is a plant. Green Water is a zillion tiny plants that your fish are feeding. And you are feeding when you over feed the fish. As you start the pond each part of the cycle spikes in order. First the ammonia, until the Nitrosomonas Bacteria catches up, then the Nitrite until the Nitrobacter Bacteria catches up, then Nitrate, then green water until the larger plant life that competes for the Nitrates and the bug life (most are small microscopic) that consume the tiny algae catch up to the amounts that are being produced. Then it clears. And if kept in balance, it will stay clear. But, as soon as you wash the bacteria off the walls and rocks and filters, run the UV sterilizer or add algaeicide, you start all over again. And the last two actually kill the algae, which adds ammonia, which feeds the bacteria that leads to more green water. Water + sunlight + decomposing anything (ammonia) = green water. Try this, take a glass of tap water, add some lettuce from the refrigerator, place it in the sun for a week, inside in a sunny window or outside. If this works correctly and the cycle balances the water will clear again because it will have grown all the bacteria needed.

Carol Sindelar

From the Editor's Desk

FYI - If you have used a produce, in your pond that you think we all should know about, write us a little (or big) article about your experience. As a pond club we are hesitant to endorse a specific produce or technique, but we would gladly like to hear about your experiences. This also applies to web sites. If you find one that is exceptionally helpful, let us know. The whole club can hear about it by just sending the information to me, you fearless editor. And we will get it printed in the next newsletter.

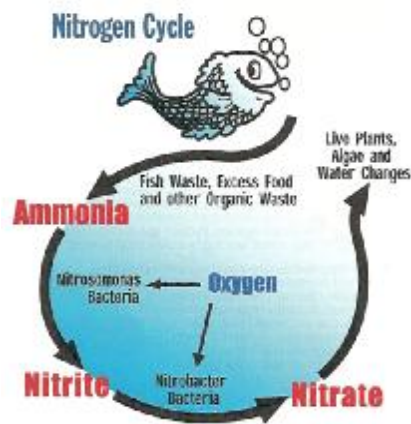
Please note that Nancy Baldwin dug through the treasurer's files and compiled this great list of organizations that have received help from EIPS though our Pond Tours. We are hoping this list will spark ideas for the 2005 proceeds.

Finally, I was telling Don Matheny to be patient and his green water would go away.... During the wait, I came across A Psalm for green water in the pond: Psalm 37:7a .

Be patient and wait for the Lord to act.

Well, being patient nearly killed him. But he left on a 14 day trip and when he returned, within a couple days, the water cleared. We chuckled and he requested I share the Psalm with you.

EIPS EDITOR Carol Sindelar



Pond Tour - The Last Step

The next step for the pond tour is to use the proceeds. The following is a listing via Nancy Baldwin, detailing what we have done in the past. Maybe they will spark some ideas for this year:

Some people have been asking about where the pond tour fund-raiser monies have been donated or used. The following is an account, according to the clubs ledger. The club was started in 1996. There were no projects in '96-'97.

1998 ----- We reworked the pond at Cedar Rock near the Frank Lloyd Wright house, Quasqueton, IA. Expenses were pond liner (\$250), piping (\$40), Deicer (\$25), Windsock and flag (\$37) and conduit and wire (\$34). The total for that project was \$386.

We also donated \$1500 to the Vinton Lutheran Home for their enclosed garden area.

1999 ----- We donated \$500 to the Center Point Schools to be used for landscaping around the newest elementary school building (\$500). We also donated \$250 to Alburnette (I do not know what this was for), and \$475 and physical labor to establish a pond at the Waterloo Arboretum near Hawkeye Tech.

2000 ----- We donated to the Waterloo Arboretum near Hawkeye Tech for their Friendship Garden (\$300), Hartman Reserve, Cedar Falls, (\$350), Noelridge Greenhouse (indoor pond in greenhouse), Cedar Rapids (\$500), Indian Creek Nature Center, Marion (1,000), Kirkwood Scholarship (\$500), Hawkeye Tech Scholarship (\$500), Kirkwood Community College Horticulture Department, pond project (\$500) and Jefferson High School Biology Department, pond project (\$500). We donated to the Friends of Linn Co. Conservation (\$1,000) for the Wickiup Preserve at Palo, IA.. Funds were to be used for the bird sanctuary and pond. Two people from our club volunteered to work with the project.

2001 ----- We donated for flowers and trees for landscaping at the Walker park and the Historical Society planted a maple tree near a historical school (\$800).

2002 ----- We donated to the Historical Society at Independence for landscaping around the mill area (\$805), and to the city of Quasqueton for a handicapped ramp by the river \$(312).

2003 ----- We donated to the Old Creamery Nature Trail at Vinton for landscaping at the Vinton entrance (\$1,000) and to the Vinton Parks and Recreation Department for the pond at the miniature golf course in Vinton (\$1,000).

2004 ----- We donated to the city of Springville for a fountain for the city park pond (\$1,000).

2005 ----- We donated to the Buchanan Historical Society so the Master Gardeners could do landscaping work at the Lee Mansion in Independence (\$500).

We have donated a total of \$13,680. Smiles to us!

Keep in mind that these projects may have been for the previous year, but this is the year the checks were written. If anyone has additions or corrections please let me know at rn Baldwin@aol.com or 319-472-2241. It is good information to have for the club and needs to be accurate.



Christmas Wreaths

To support The Old Creamery Nature Trail in Benton County

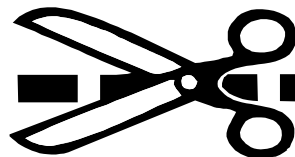
Delivered to your door the week of November 20 – 26, 2005



*These are very nice wreaths
made with fresh boughs by the
Izaak Walton League
in Vinton.*

*Prices include
ribbon and pine cones.*

To order:
complete the form below
and mail to
Nancy Baldwin
1105 E Avenue
Vinton, Iowa 52349



_____ 24 inch frame @ \$16.00

_____ 30 inch frame @ \$20.00

_____ 40 inch frame @ \$35.00

mail to:
Nancy Baldwin
1105 E Avenue
Vinton, Iowa 52349

Name _____

Address _____

Please include payment with your order.
For more information, contact Nancy at 472-2241
Deadline for ordering is October 31, 2005

This is a continuation of support for the nature trail by EIPS begun in 2003.

EASTERN IOWA POND SOCIETY

MEMBERSHIP APPLICATION

To become a members of Eastern Iowa Pond Society, complete this form,
mail it along with your dues to:
Eastern Iowa Pond Society
PO Box 187
Vinton, IA 52349

____ New Membership ____ Renew Membership

Name:

Address:

Phone Number: E-mail address:

____ Please mail the monthly newsletter to me

____ I can print the newsletter from the club website ... no need to mail me one!

Dues are \$10.00 per calendar year per family

Make checks payable to Eastern Iowa Pond Society

**WE ASK THAT EACH MEMBER PLEASE HELP WITH ONE COMMITTEE.
PLEASE INDICATE WHICH ONE YOU'D LIKE TO HELP WITH.**

- Community Service—organizing community service projects
- Programs—finding and organizing programs and speakers for meetings
- Commercial Relations—establishing and maintaining our relationship with retailers
- Hospitality Committee—welcoming new members, mentoring
- Writing Committee—help write for and organize the newsletter
- Water Garden Tour Committee—coordinate and conduct our annual tour
- Publicity Committee—organizes and gets publicity for meetings and activities
- Recognition Committee-sends thank yous to presenters & business sponsors, Nov. meeting

For Treasurers Use only

Check # Check date: check amount
Cash Amount: Date: Paid thru:



Eastern Iowa Pond Society
P.O. Box 187
Vinton, Iowa 52349

Visions

OUR MISSION STATEMENT

We are committed to providing a social atmosphere for members dedicated to sharing and learning the pleasure of water gardening. We are a non-profit organization.

Membership in this association shall be open to any individual without regard to race, creed, national origin or sex, who shall render membership dues as specified in the governing documents.

HISTORY

The Eastern Iowa Pond Society was established by Sharon Weiss in 1996 to encourage and promote water gardening and ponds.

MEETINGS

Meetings are held at different members homes the second Thursday at 7:00 PM and fourth Saturday in April, May, June, July, August and September. During Feb., March, October and November, meetings are held once a month on a Saturday. No meetings are held in December or January.

YEARLY PLANNING

A plan-the-year meeting is held on a February afternoon at a central location to hammer out strategies on how the club will conduct business and to plan activities for the up and coming year.

ACTIVITIES

A yearly Pond Tour event involves selected members opening their ponds to the public. Speakers, demonstrations, field trips, plant and fish swap, pot lucks, and club projects are all activities that happen during the year.

DUES

Dues will be \$10.00 per family payable February 1st and delinquent May 1st of each year. These dues entitle a member to participation in all activities and receive a monthly newsletter.



2004 Officers

President

Kacy Novak
319-362-0487

Cqknovak@msn.com



Vice President

Bonnie Happel
319-232-4054

lakeevansdale@peoplepc.com

Secretary

Jackie Allsup
319-934-3665

Cedarserviceja@AOL.com

Treasurer

Nancy Baldwin
319-472-2241

RnBaldwin@aol.com

2004 Volunteers

Editor

Carol Sindelar
319-365-1839

Fishlounge1@cs.com

Webmaster

Josh Spece
319-334-6593

Jspece@sbttek.net

Librarian

Ron & Edna Rife
319-247-0206

RifeRliffe@aol.com